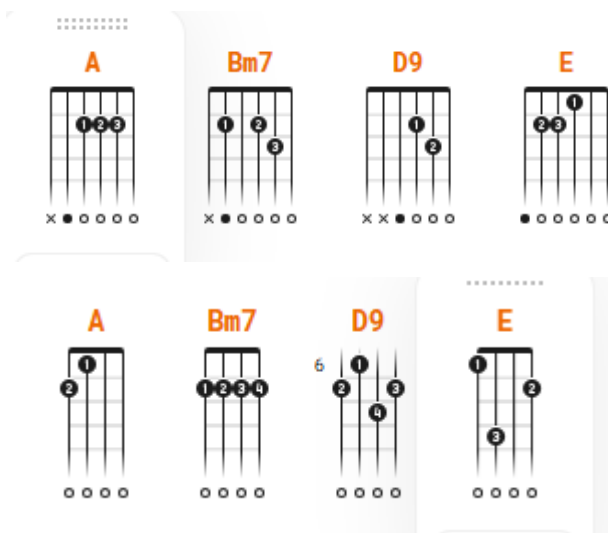


# BITTER SWEET SYMPHONY



Tono: **A**

[Intro] **E Bm7 D9 A**  
**E Bm7 D9 A**  
**E Bm7 D9 A**  
**E Bm7 D9 A**

**E Bm7 D9 A**  
 Cause it's a bittersweet symphony, this life  
**E Bm7 D9 A**

**E Bm7 D9 A**  
 Try to make ends meet, you're a slave to money  
**E Bm7 D9 A**  
 then you die

**E Bm7 D9 A**  
 I'll take you down the only road I've ever been  
**E Bm7 D9 A**  
 down

**E Bm7 D9**  
 You know the one that takes you to the places  
**A**  
 where all

**E Bm7 D9 A**  
 The veins Meet, yeah

**E** **Bm7** **D9** **A**  
No change, I can change, I can change, I can change

**E** **Bm7** **D9** **A**  
But I'm here in my mold, I am here in my mold

**E** **Bm7** **D9**  
But I'm a million different people, from one day

**A**  
to the next

**E** **Bm7** **D9** **A**  
I can't change my mold, no, no, no, no, no

(2x) **E Bm7 D9 A**

**E Bm7 D9 A E**  
Well I never pray, but tonight I'm on my knees

**Bm7 D9 A**  
yeah

**E Bm7 D9 A**  
I need to hear some sounds that recognize the

**E Bm7 D9 A**  
pain in me, yeah

**E Bm7 D9 A**  
I let the melody shine, let it cleanse my mind,

**E Bm7 D9 A**  
I feel free now

**E Bm7 D9**  
But the airways are clean and there's nobody

**A E Bm7 D9 A**  
singing to me now

E      Bm7      D9      A      E  
Cause it's a bittersweet symphony, this life  
Bm7 D9 A

                  E      Bm7      D9      A  
Try to make ends meet, try to find some money  
          E Bm7 D9 A  
then you die

                  E                  Bm7                  D9  
You know I can change, I can change, I can  
          A  
change, I can change

                  E                  Bm7                  D9                  A  
But I'm here in my mold, I am here in my mold

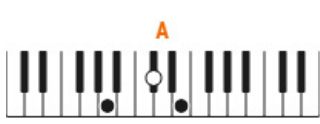
                  E                  Bm7                  D9  
And I'm a million different people from one day  
          A  
to the next

                  E                  Bm7                  D9                  A  
I can't change my mold, no, no, no, no, no

# BITTER SWEET SIMPHONY

The Verve

LC Formación



♩ = 92

B  
G#  
E

E

E B

A A  
E E  
D E

B G#B G#A F#A D A D C#A C# B G#B G#A F#A D A D C#A C#

D A G#  
E B

A E D A E  
B A D B

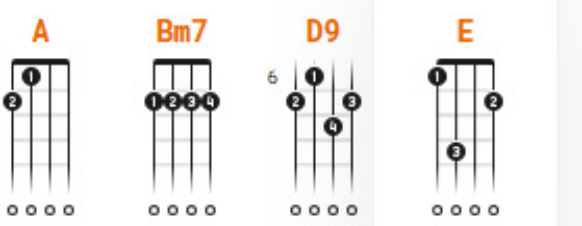
B G#B G#A F#A D A D C#A C# B G#B G#A F#A D A D C#A C#

E E E B B B B A A A A A A A E E E B B B B A A A A A A A

# BITTER SWEET SIMPHONY

The verve

LC Formación



♩ = 92

The musical notation consists of two staves. The top staff is in treble clef, key of D major (two sharps), and 4/4 time. It contains a melodic line with notes: B4, G#4, B4, G#4, A4, A4, D4, A4, D4, C#4, A4, C#4. The bottom staff is in bass clef and contains a bass line with notes: B2, G#2, B2, G#2, A2, A2, D2, A2, D2, C#2, A2, C#2. Fingering numbers are written below the notes: 2, 4, 2, 4, 0, 2, 0, 5, 0, 5, 4, 0, 4. A double bar line with repeat dots is at the end of the piece.

# BITTER SWEET SIMPHONY

The verve

LC Formación



$\text{♩} = 92$

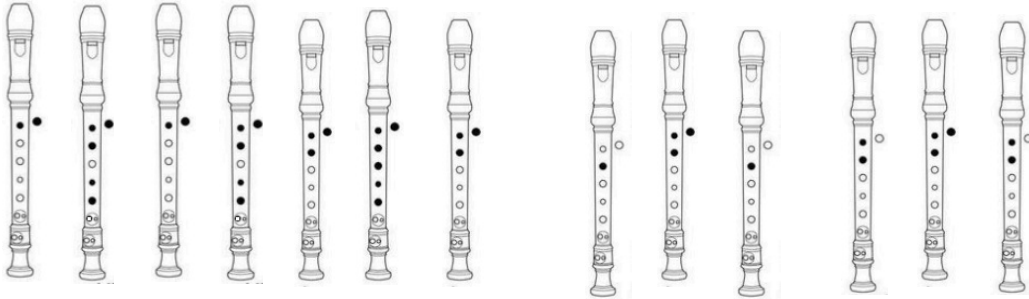
The first system of musical notation consists of three staves. The top staff is a treble clef with a key signature of three sharps (F#, C#, G#) and a 4/4 time signature. It contains a melodic line starting with a repeat sign. The notes are B, G#, B, G#, A, A, D, A, D, C#, A, C#. The middle staff shows the corresponding chord names: B, G#, B, G#, A, A, D, A, D, C#, A, C#. The bottom staff is a bass clef with a 4/4 time signature, showing the fretting for the bass line: 0, 1, 0, 1, 2, 4, 2, 3, 2, 3, 2, 2.

# BITTER SWEET SIMPHONY

The verve

LC Formación

♩ = 92



B G# B G# A E A D A D C# A C#