

1) Write the Most Important Greetings for Teenagers in your notebook then practice

Greeting	Meaning in Spanish	When to Use
Hi	Hola	Formal & informal
Hello	Hola	Formal
Hey	Hola / ¡Hey!	Informal (very common with teens)
What's up?	¿Qué tal? / ¿Qué pasa?	Very informal
How are you?	¿Cómo estás?	Everyday greeting
How's it going?	¿Cómo te va?	Informal
Good morning	Buenos días	Morning
Good afternoon	Buenas tardes	Afternoon
Good evening	Buenas noches (saludo)	Evening
Nice to meet you	Mucho gusto	First meeting
Long time no see	¡Cuánto tiempo sin verte!	After a long time
What's new?	¿Qué hay de nuevo?	Casual conversation
See you later	Nos vemos luego	Saying goodbye
Bye / Bye-bye	Chao / Adiós	Informal goodbye
Take care	Cuídate	Friendly goodbye

2) Short Dialogs

Dialogue 1: First Meeting

A: Hi! My name is Laura. What's your name?

B: Hi Laura! I'm Mateo. Nice to meet you.

A: Nice to meet you too!

Dialogue 2: At School

A: Hey! How are you today?

B: I'm good, thanks! And you?

A: I'm great!

Dialogue 3: Casual Teen Conversation

A: What 's up?

B: Not much. Just studying.

A: Cool!

Dialogue 4: Introducing a Friend

A: This is my friend Sara.

B: Hi Sara!

C: Hi! Nice to meet you!

3) Role Play (Teacher & Student)

Teacher: Hello! What's your name?

Student: Hi! My name is _____.

Teacher: Nice to meet you!

Student: Nice to meet you too!

Teacher: How are you today?

Student: I'm fine, thank you!

4) Writing Activity

Complete the form:

- Name: _____
- Age: _____
- Favorite hobby: _____
- How are you today? _____

5. WARM UP – Match the Greetings (5 min)

Match the greeting with its meaning in Spanish.

- | | |
|---------------------------|-----------------|
| 1. Hi _____ | a. ¿Cómo estás? |
| 2. Good morning _____ | b. Hola |
| 3. How are you? _____ | c. Buenos días |
| 4. Nice to meet you _____ | d. Mucho gusto |
| 5. What 's up? _____ | e. ¿Qué tal? |

6. LISTENING

Listen and repeat the dialogue:

A: Hi! My name is Sofia. What's your name?

B: Hi Sofia! I'm Juan.

A: Nice to meet you!

B: Nice to meet you too!

Circle the correct answer:

1. The girl's name is:
a) Maria b) Sofia c) Ana
2. The boy's name is:
a) Juan b) Carlos c) Pedro

7. SPEAKING – Introduce Yourself

Practice with a partner or the teacher.

Model: Hello! My name is _____. I am _____ years old. I am from _____.

8. READING

Read the text and answer the questions.

"Hello! My name is Lucas. I am 11 years old. I am from Colombia. I like soccer and music. I am friendly and happy."

Answer:

1. What is his name? _____
2. How old is he? _____
3. Where is he from? _____
4. What does he like? _____











9. Personal pronouns (check and play)

English/Inglés	Spanish/Español
I	Yo
You	Tú
He	Él
She	Ella
It	Ello, Eso
We	Nosotros, Nosotras
They	Ellos, Ellas

10. Verb to (be uses)

DIFFERENT USES OF *BE*

test-english.com

<div style="border: 1px solid red; padding: 5px; margin-bottom: 10px;">  <p style="text-align: center;">INTRODUCING PEOPLE</p> <p>I'm Steven and this is Isabella. And this is my daughter, Alicia.</p> </div> <div style="border: 1px solid blue; padding: 5px; margin-bottom: 10px;">  <p style="text-align: center;">AGE</p> <p>I'm 24 years old and my father is 50.</p> </div> <div style="border: 1px solid yellow; padding: 5px; margin-bottom: 10px;">  <p style="text-align: center;">JOB</p> <p>I'm a teacher and my wife is a doctor.</p> </div> <div style="border: 1px solid green; padding: 5px; margin-bottom: 10px;">  <p style="text-align: center;">NATIONALITY</p> <p>Alex is from Ireland, and Sonia is from Spain.</p> </div> <div style="border: 1px solid purple; padding: 5px;">  <p style="text-align: center;">FEELINGS</p> <p>I'm scared. She is very tired.</p> </div>	<div style="border: 1px solid purple; padding: 5px; margin-bottom: 10px;">  <p style="text-align: center;">COLOUR</p> <p>Our dog is black. His eyes are blue.</p> </div> <div style="border: 1px solid green; padding: 5px; margin-bottom: 10px;">  <p style="text-align: center;">PRICES</p> <p>It's seven pounds. This T-shirt is twenty dollars.</p> </div> <div style="border: 1px solid blue; padding: 5px; margin-bottom: 10px;">  <p style="text-align: center;">WEATHER</p> <p>It's sunny today. It is very cold this morning.</p> </div> <div style="border: 1px solid yellow; padding: 5px; margin-bottom: 10px;">  <p style="text-align: center;">TIME</p> <p>What time is it? It's ten past four.</p> </div> <div style="border: 1px solid red; padding: 5px;">  <p style="text-align: center;">DESCRIPTIONS</p> <p>He is very short and thin. These cars are old and cheap.</p> </div>
--	---

11. Verb to be (am/ is/ are)

I	am	I'm
he		he's
she	is	she's
it		it's
we		we're
you	are	you're
they		they're

12. Verb to be (Structure)

PRESENT SIMPLE OF BE

test-english.com

<p>POSITIVE</p> <p>I am I'm You are You're He is He's She is She's It is It's We are We're They are They're</p>	<p>NEGATIVE</p> <p>I am not I'm not You are not You're not You aren't He is not He's not He isn't She is not She's not She isn't It is not It's not It isn't We are not We're not We aren't They are not They're not They aren't</p>	<p>QUESTION</p> <p>Am I? Are you? Is he? Is she? Is it? Are we? Are they?</p>
--	---	--

<p>SHORT ANSWER</p> <p>Yes, I am Yes, you are Yes, he is Yes, she is Yes, it is Yes, we are Yes, they are</p>	<p>No, I am not No, I'm not No, you are not No, you're not No, you aren't No, he is not No, he's not No, he isn't No, she is not No, she's not No, she isn't No, it is not No, it's not No, it isn't No, we are not No, we're not No, we aren't No, they are not No, they're not No, they aren't</p>
--	--

WE CANNOT USE SHORT FORMS IN POSITIVE SHORT ANSWERS

❌ A: Are you happy? B: Yes, I'm.

✅ A: Are you happy? B: Yes, I am.

13. Verb to be activity

AM ARE IS

1. I ___ happy! 😊
2. You ___ scared.
3. He ___ small. ☀️
4. She ___ surprised. 🤖
5. It ___ brown. 🗽
6. We ___ young.
7. You ___ tall.
8. They ___ old. ★
9. Jack ___ brazilian.
10. The dog ___ black.

HOMEWORK

Copiar en el cuaderno los puntos 2, 3, 5, 6,7,8,9,10,11, 12 y 13 (si desea puede imprimir los cuadros) Practicar los diálogos y completar los puntos que dice writing. Realizar los siguientes ejercicios completando la forma correcta del verbo to be (Am, Is, Are)

1. I _____ a student from Brazil.
2. My parents _____ rich.
3. My mother _____ a good person.
4. Philip _____ short and very fat.
5. You _____ very strong.
6. She _____ tall and thin.
7. The bird _____ blue and yellow.
8. We _____ in the park.
9. David _____ happy.
10. _____ you Spanish?.
11. My brother and I _____ at home.
12. The cat _____ on the table.
13. It _____ a very nice day.
14. Peter and Mark _____ brothers.
15. I _____ 14 years old.